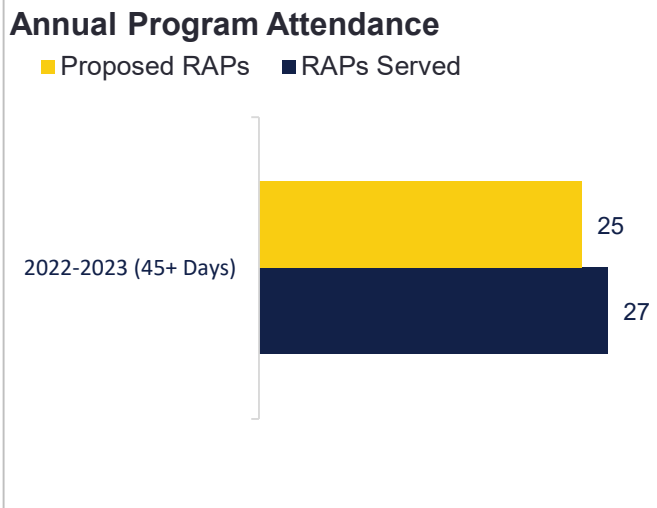




**Program Attendance & Participant Characteristics (School-Year Programming)**



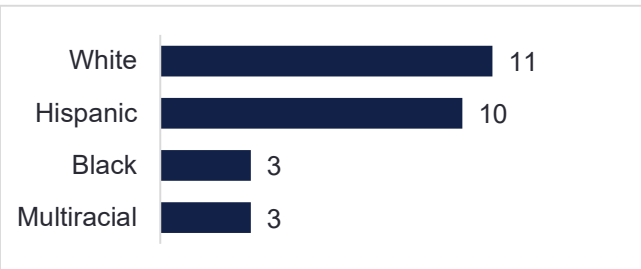
### Participant Grade Level

2022-2023 RAPs

- Elementary School: **27**
- Intermediate/Middle School:
- High School:

### Race

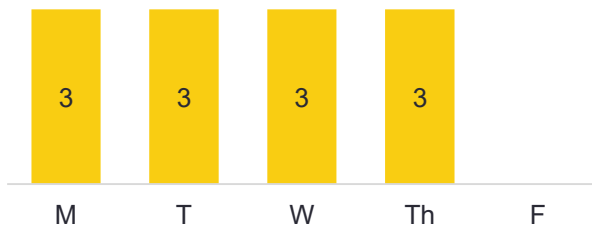
2022-2023 RAPs



### Program Hours Offered per Week

(2022-2023 School Year)

■ Before School ■ After School

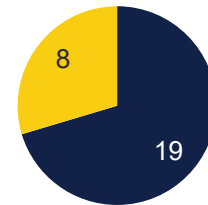


Total Attendance Days: **145**

### Free and Reduced Lunch

2022-2023 RAPs

■ Eligible ■ Not Eligible



### Building Momentum for Next Year...

Program staff identified targeted academic support as an opportunity for growth. Specifically, staff are exploring options for offering interventions that are differentiated based on each participant's unique need. To provide this level of support, expanded partnerships with school day teachers and staff are recommended. Having access to student achievement data and feedback from teachers will be critical ensuring that staff understand needs and can develop appropriate interventions. Best practices for expanding school day linkages include identifying a liaison to formally support communication between the program and the school, building and maintaining relationships with school staff, engaging school staff in informal communication regularly, supporting school events to integrate program staff into the school culture, communicating shared goals with school administrators and staff, and participating in meetings with teachers and school staff. (Standards 13b, 13f, 37)



## 2022-2023 Performance Measure Progress

### Academic Outcomes

Outcome	Target	Performance Measure	Notes
74%	65%	of regular attendees will earn a “C” or better or increase their ELA grade from fall to spring.	
67%	65%	of regular attendees will earn a “C” or better or increase their math grade from fall to spring.	
74%	65%	of regular attendees will improve or need no improvement to “academic performance” in spring (DOE Teacher Survey).	
80%	65%	of regular attendees will improve or need no improvement to “completing homework to their teacher’s satisfaction” in spring (DOE Teacher Survey).	

### Social/Behavioral Outcomes

Outcome	Target	Performance Measure	Notes
86%	65%	of students will report they make better decisions because of the program (Quality Rating Scale).	
96%	90%	of regular attendees will have no suspensions during the school year.	

### Family Engagement Outcomes

Outcome	Target	Performance Measure	Notes
77%	65%	of parents will report talking with their child about their school day “a few times a week” to “daily” (Quality Rating Scale).	
64%	65%	of parents will report reviewing their child’s grades on assignments and tests at least “once a week” (Quality Rating Scale).	