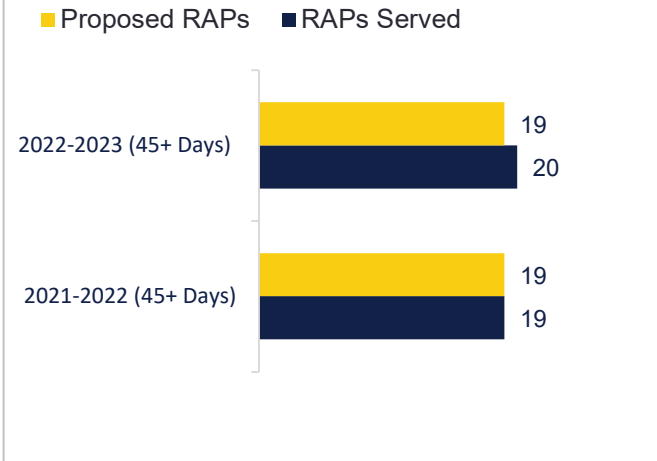




Program Attendance & Participant Characteristics (School-Year Programming)

Annual Program Attendance



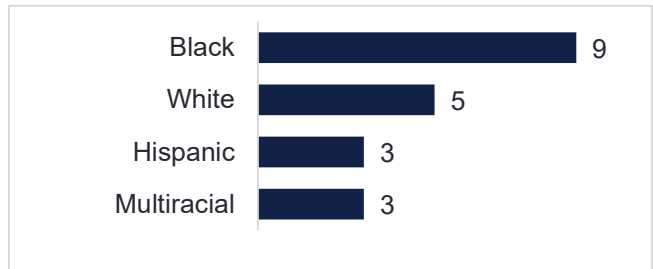
Participant Grade Level

2022-2023 RAPs

- Elementary School:
- Intermediate/Middle School:
- High School: 20

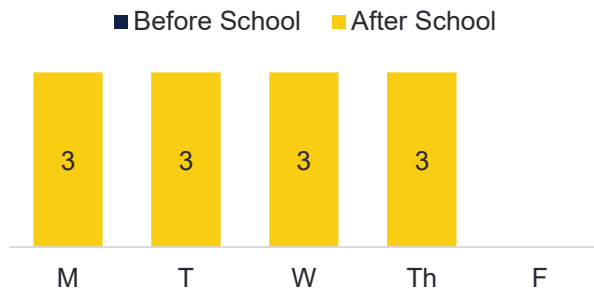
Race

2022-2023 RAPs



Program Hours Offered per Week

(2022-2023 School Year)

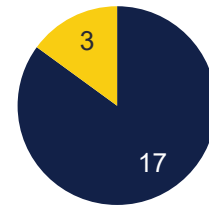


Total Attendance Days: **132**

Free and Reduced Lunch

2022-2023 RAPs

- Eligible
- Not Eligible



Building Momentum for Next Year...

The site has a strong focus on SEL, including mental health and wellness skills programming offered weekly. Staff noted that, "students were comfortable and happy." Referring to themselves as the "Pillars of Trust," staff take pride in providing an inclusive and open program. Youth shared with staff that they felt safe and welcome in the program.

As a high school program, staff noted unique challenges connecting with parents and caregivers. Staff worked to overcome these challenges by adapting their communication approaches to the preferences of families. Staff noted successes when utilizing flyers made in Adobe Express. Specifically, staff found that parents were more receptive to the professional-style documents that could be produced using this tool and that parents were more likely to read shorter documents (i.e., flyers) (Standard 9).

While the program provided a focus on developing various skills that youth would need to succeed beyond high school, staff will continue exploring opportunities to help youth to build critical skills (e.g., banking, applying for a job). For 2023-2024, the program has purchased a computer for students that is equipped with various skill-building software and resources. Program staff will develop a checklist for each student to help them track skill development (Standard 13, 14).



2022-2023 Performance Measure Progress

Academic Outcomes

Outcome	Target	Performance Measure	Notes
76%	65%	of regular attendees will earn a "C" or better or increase their ELA grade from fall to spring.	
81%	65%	of regular attendees will earn a "C" or better or increase their math grade from fall to spring.	
79%	60%	of regular attendees will improve (or need no improvement) to 'academic performance' in spring (DOE Teacher Survey).	
83%	60%	of regular attendees will improve (or need no improvement) to 'completing homework' in spring (DOE Teacher Survey).	

Social/Behavioral Outcomes

Outcome	Target	Performance Measure	Notes
100%	65%	of students will report they make better decisions because of the afterschool program (Quality Rating Scale).	
85%	60%	of regular attendees will have no suspensions during the school year.	

Family Engagement Outcomes

Outcome	Target	Performance Measure	Notes
80%	50%	of parents will report talking with their child about their day at school "a few times a week" to "daily" (Quality Rating Scale).	
80%	50%	of parents will report reviewing their child's grades on assignments and tests at least "once a week" (Quality Rating Scale).	