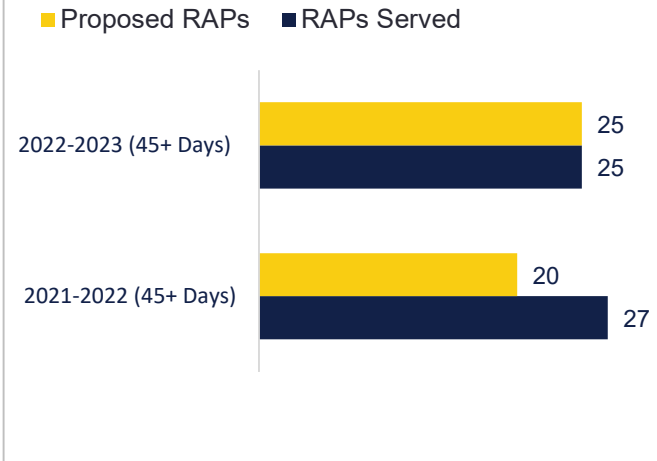




Program Attendance & Participant Characteristics (School-Year Programming)

Annual Program Attendance



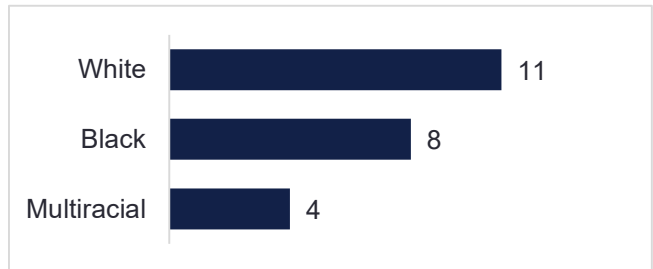
Participant Grade Level

2022-2023 RAPs

- Elementary School:
- Intermediate/Middle School: **25**
- High School:

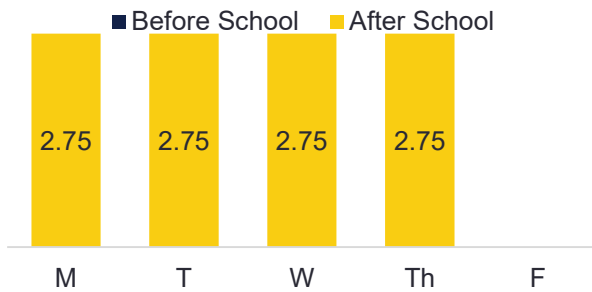
Race

2022-2023 RAPs



Program Hours Offered per Week

(2022-2023 School Year)

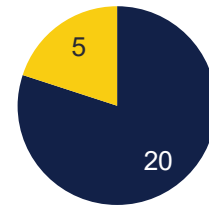


Total Attendance Days: **137**

Free and Reduced Lunch

2022-2023 RAPs

- Eligible
- Not Eligible



Building Momentum for Next Year...

Community partnerships were identified as a core success by staff for 2022-2023. Partners provide programming in the areas of conflict resolution, mind and body, and STEAM. Specific examples included music therapy, lessons with a meteorologist, and some karate instruction.

As a middle school serving program, staff noted the unique challenges that they faced when engaging students in enrichment activities. To overcome this challenge, staff utilized additional student input when designing and implementing academic enrichment. This strategy is consistent with best practices for student engagement. Staff may consider developing a student-led afterschool advisory group with student representatives from each grade level or collecting student feedback at more frequent intervals. Moreover, as programming is offered, program staff should consider sharing how youth feedback informed each activity with the participants (Standards 3c, 15a).



2022-2023 Performance Measure Progress

Academic Outcomes

Outcome	Target	Performance Measure	Notes
58%	65%	of regular attendees will earn a "C" or better or increase their ELA grade from fall to spring.	
71%	65%	of regular attendees will earn a "C" or better or increase their math grade from fall to spring.	
71%	60%	of regular attendees will improve (or need no improvement) to 'academic performance' in spring (DOE Teacher Survey).	
88%	60%	of regular attendees will improve (or need no improvement) to 'completing homework' in spring (DOE Teacher Survey).	

Social/Behavioral Outcomes

Outcome	Target	Performance Measure	Notes
100%	65%	of students will report they make better decisions because of the afterschool program (Quality Rating Scale).	
76%	60%	of regular attendees will have no suspensions during the school year.	

Family Engagement Outcomes

Outcome	Target	Performance Measure	Notes
86%	50%	of parents will report talking with their child about their day at school "a few times a week" to "daily" (Quality Rating Scale).	
100%	50%	of parents will report reviewing their child's grades on assignments and tests at least "once a week" (Quality Rating Scale).	