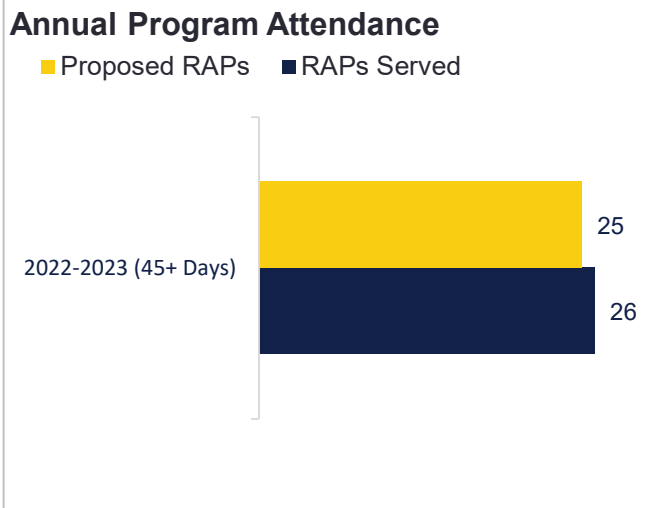




**Program Attendance & Participant Characteristics (School-Year Programming)**



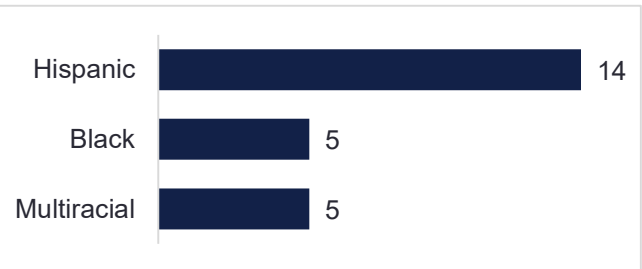
### Participant Grade Level

2022-2023 RAPs

- Elementary School: **26**
- Intermediate/Middle School:
- High School:

### Race

2022-2023 RAPs



### Program Hours Offered per Week

(2022-2023 School Year)

■ Before School ■ After School

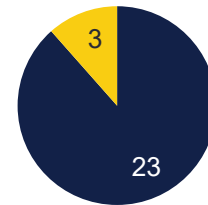


Total Attendance Days: **141**

### Free and Reduced Lunch

2022-2023 RAPs

■ Eligible ■ Not Eligible



### Building Momentum for Next Year...

Staff noted a need for additional planning and structure at the site, as well as written lesson plans. Having a more defined structure in place will also benefit the program if unplanned adaptations must be made to the schedule (e.g., if a planned activity does not work out) or if there are staff absences. Furthermore, through the process of developing and preparing lesson plans, staff will have the opportunities to consider a variety of examples/resources and best practices. When developing programming, staff are encouraged to incorporate Indiana’s academic and afterschool standards to maximize benefits for students. (Standard 17)

Program staff have expressed an interest in providing additional instruction to youth related to respect. When planning and implementing SEL activities, staff are encouraged to utilize state and national resources/best practices distributed by organizations such as CASEL and IDOE’s Office of Social, Emotional, and Behavioral Wellness. As applicable, Indiana Afterschool Standards should be integrated into all activities. (Standards 1-6)



## 2022-2023 Performance Measure Progress

### Academic Outcomes

Outcome	Target	Performance Measure	Notes
72%	65%	of regular attendees will earn a “C” or better or increase their ELA grade from fall to spring.	
64%	65%	of regular attendees will earn a “C” or better or increase their math grade from fall to spring.	
77%	65%	of regular attendees will improve or need no improvement to “academic performance” in spring (DOE Teacher Survey).	
62%	65%	of regular attendees will improve or need no improvement to “completing homework” in spring (DOE Teacher Survey).	

### Social/Behavioral Outcomes

Outcome	Target	Performance Measure	Notes
94%	65%	of students will report they make better decisions because of the program (Quality Rating Scale).	
100%	90%	of regular attendees will have no suspensions during the school year.	

### Family Engagement Outcomes

Outcome	Target	Performance Measure	Notes
100%	65%	of parents will report talking with their child about their school day “a few times a week” to “daily” (Quality Rating Scale).	
100%	65%	of parents will report reviewing their child’s grades on assignments and tests at least “once a week” (Quality Rating Scale).	