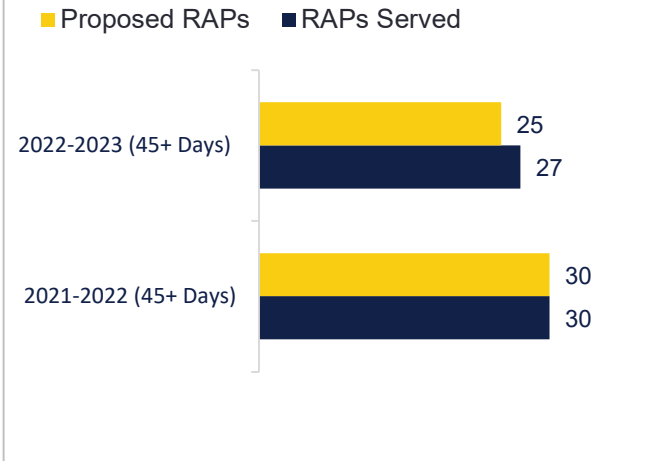




Program Attendance & Participant Characteristics (School-Year Programming)

Annual Program Attendance



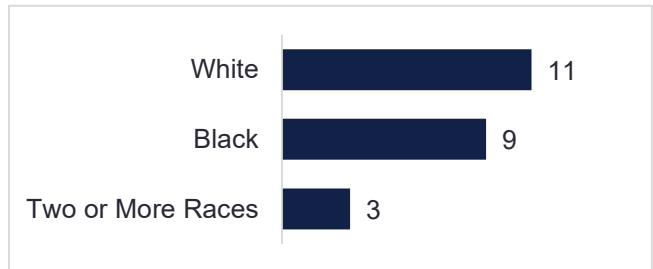
Participant Grade Level

2022-2023 RAPs

- Elementary School:
- Intermediate/Middle School: **27**
- High School:

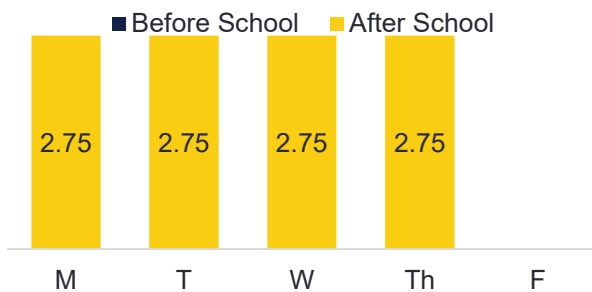
Race

2022-2023 RAPs



Program Hours Offered per Week

(2022-2023 School Year)

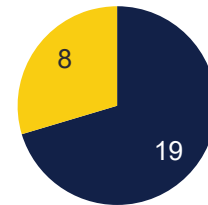


Total Attendance Days: 135

Free and Reduced Lunch

2022-2023 RAPs

- Eligible
- Not Eligible



Building Momentum for Next Year...

Staff noted challenges connecting with parents and caregivers. Staff worked to overcome these challenges by adapting their communication approaches to align with families' needs/expectations. Staff noted successes when directly engaging families in conversation during pick up times. Program staff are encouraged to continue exploring various strategies for communicating with families (Standard 9).

Building on success communicating with parents, staff are exploring options to expand communication with school day staff. Program staff identified homework help as an area for improvement in 2023-2024, and they expressed a desire for additional communication from school day teachers related to homework and academic needs, generally. Best practices include identifying a liaison to formally support communication between the program and the school, building and maintaining relationships with school staff, engaging school staff in informal communication regularly, supporting school events to integrate program staff into the school culture, communicating shared goals with school administrators and staff, and participating in meetings with teachers and school staff (Standards 13b, 13f, 37).



2022-2023 Performance Measure Progress

Academic Outcomes

Outcome	Target	Performance Measure	Notes
73%	65%	of regular attendees will earn a "C" or better or increase their ELA grade from fall to spring.	
85%	65%	of regular attendees will earn a "C" or better or increase their math grade from fall to spring.	
85%	60%	of regular attendees will improve (or need no improvement) to 'academic performance' in spring (DOE Teacher Survey).	
75%	60%	of regular attendees will improve (or need no improvement) to 'completing homework' in spring (DOE Teacher Survey).	

Social/Behavioral Outcomes

Outcome	Target	Performance Measure	Notes
100%	65%	of students will report they make better decisions because of the afterschool program (Quality Rating Scale).	
85%	60%	of regular attendees will have no suspensions during the school year.	

Family Engagement Outcomes

Outcome	Target	Performance Measure	Notes
100%	50%	of parents will report talking with their child about their day at school "a few times a week" to "daily" (Quality Rating Scale).	
67%	50%	of parents will report reviewing their child's grades on assignments and tests at least "once a week" (Quality Rating Scale).	