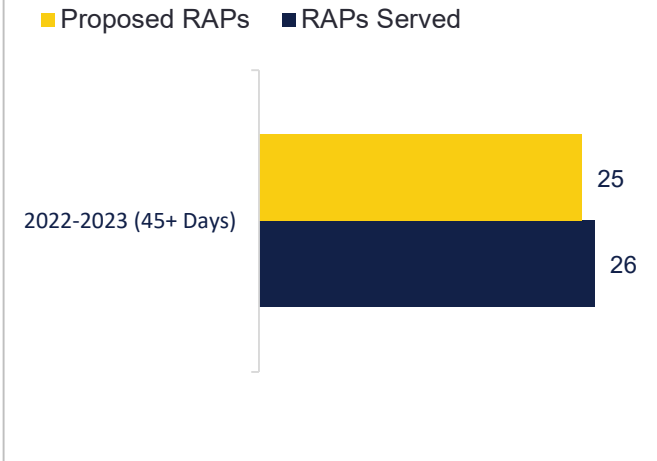




Program Attendance & Participant Characteristics (School-Year Programming)

Annual Program Attendance



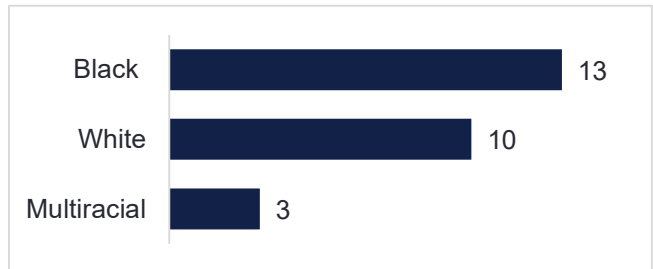
Participant Grade Level

2022-2023 RAPs

- Elementary School: **26**
- Intermediate/Middle School:
- High School:

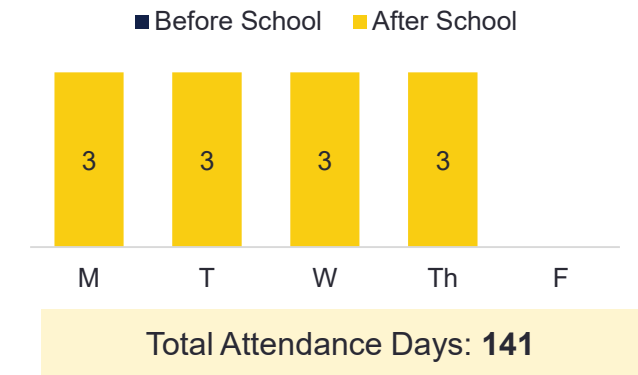
Race

2022-2023 RAPs



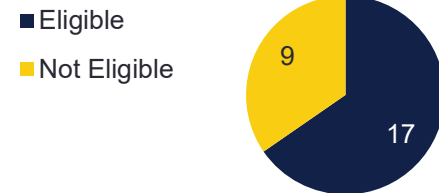
Program Hours Offered per Week

(2022-2023 School Year)



Free and Reduced Lunch

2022-2023 RAPs



Building Momentum for Next Year...

Staff noted challenges connecting with parents and caregivers. Staff worked to overcome these challenges by adapting their communication approaches to align with families' needs/expectations. Staff observed successes when providing newsletters and weekly communication forms with families. Program staff are encouraged to continue exploring various strategies for communicating with families. Strategies that may be considered include completing a "family-friendly walkthrough" to ensure that the program space is welcoming to all families, reviewing written communication to ensure accessibility (e.g., reading level) and cultural appropriateness, and seeking out families at school and community events. Finally, the program may explore partnerships with other local organizations that have strong rapport with local families (Standard 9).



2022-2023 Performance Measure Progress

Academic Outcomes

Outcome	Target	Performance Measure	Notes
85%	65%	of regular attendees will earn a “C” or better or increase their ELA grade from fall to spring.	
88%	65%	of regular attendees will earn a “C” or better or increase their math grade from fall to spring.	
81%	65%	of regular attendees will improve or need no improvement to “academic performance” in spring (DOE Teacher Survey).	
65%	65%	of regular attendees will improve or need no improvement to “completing homework” in spring (DOE Teacher Survey).	

Social/Behavioral Outcomes

Outcome	Target	Performance Measure	Notes
67%	65%	of students will report they make better decisions because of the program (Quality Rating Scale).	
96%	90%	of regular attendees will have no suspensions during the school year.	

Family Engagement Outcomes

Outcome	Target	Performance Measure	Notes
100%	65%	of parents will report talking with their child about their school day “a few times a week” to “daily” (Quality Rating Scale).	
91%	65%	of parents will report reviewing their child’s grades on assignments and tests at least “once a week” (Quality Rating Scale).	