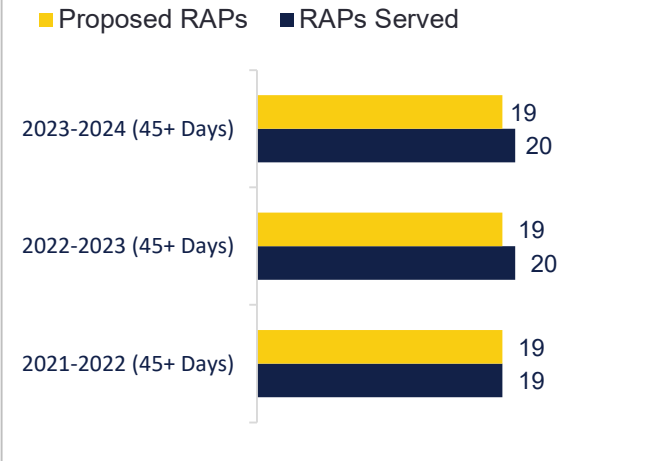




Program Attendance & Participant Characteristics (School-Year Programming)

Annual Program Attendance



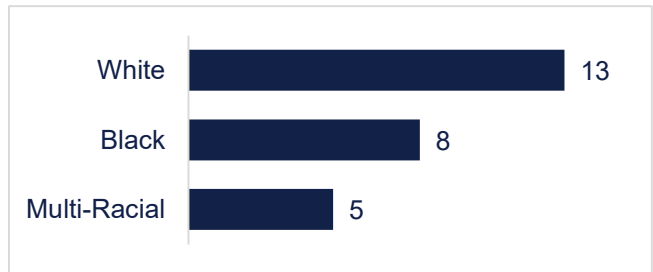
Participant Grade Level

2023-2024 RAPs

- Elementary School:
- Intermediate/Middle School:
- High School: 20

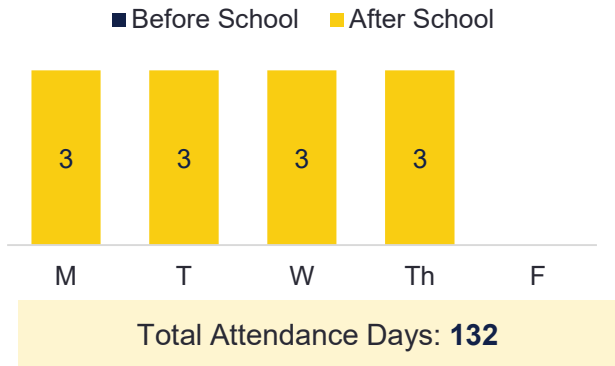
Race

2023-2024 RAPs



Program Hours Offered per Week

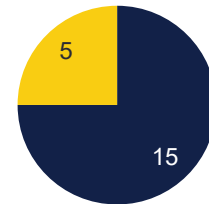
(2023-2024 School Year)



Free and Reduced Lunch

2023-2024 RAPs

- Eligible
- Not Eligible
- Unknown



Building Momentum for Next Year

1. Describe one area of programming that went well this year that you'd like to continue next year.

One area the 21st CCLC afterschool program at Jeffersonville High School would like to continue next year is the focus on student recruitment and retention.

2. Provide a detailed response below with at least three bullet points of relevant information.

- Student engagement and enrollment was a huge success during the 2023-2024 school year, as staff made relationship building with students a priority. Staff members ensured that students felt loved and were intentional in getting to know the students.
- Staff also attribute high enrollment and engagement to the ongoing promotion and communication about the program. The site utilized student ambassadors, liaisons, school announcements, and bulletin boards to promote the program.
- The site relied on student input and worked to align interests with program offerings. Next year the site plans to continue to involve students in the planning of field trips and activities. A variety of activities were offered including field trips, D&D, community service learning, SEL, video games, CCR, and homework help.



2023-2024 Performance Measure Progress

Academic Outcomes

Outcome	Target	Performance Measure
93%	65%	of regular attendees will earn a "C" or better or increase their ELA grade from fall to spring.
80%	65%	of regular attendees will earn a "C" or better or increase their math grade from fall to spring.
75%	60%	of regular attendees will improve (or need no improvement) to 'academic performance' in spring (DOE Teacher Survey).
80%	60%	of regular attendees will improve (or need no improvement) to 'completing homework' in spring (DOE Teacher Survey).

Social/Behavioral Outcomes

Outcome	Target	Performance Measure
80%	65%	of students will report they make better decisions because of the afterschool program (Quality Rating Scale).
95%	60%	of regular attendees will have no suspensions during the school year.

Family Engagement Outcomes

Outcome	Target	Performance Measure
83%	50%	of parents will report talking with their child about their day at school "a few times a week" to "daily" (Quality Rating Scale).
100%	50%	of parents will report reviewing their child's grades on assignments and tests at least "once a week" (Quality Rating Scale).

Provide a brief explanation of any missing or incomplete data in the space provided below.