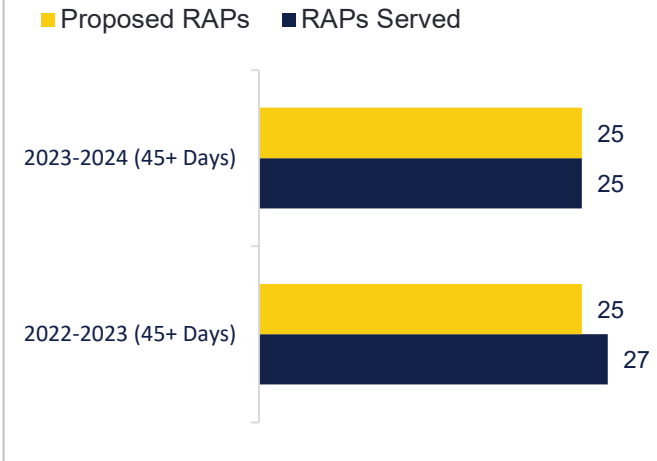




Program Attendance & Participant Characteristics (School-Year Programming)

Annual Program Attendance



Participant Grade Level

2023-2024 RAPs

- Elementary School: **25**
- Intermediate/Middle School:
- High School:

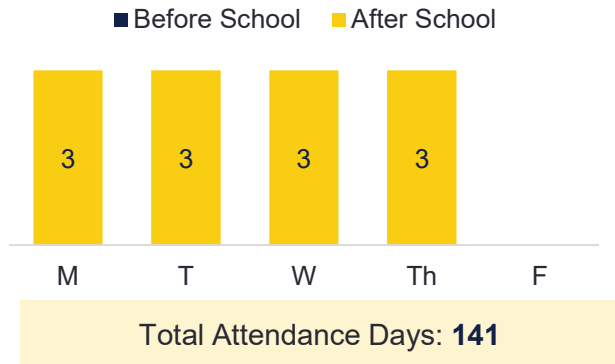
Race

2023-2024 RAPs



Program Hours Offered per Week

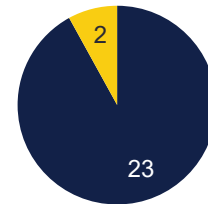
(2023-2024 School Year)



Free and Reduced Lunch

2023-2024 RAPs

- Eligible
- Not Eligible
- Unknown



Building Momentum for Next Year

1. Describe one area of programming that you'd like to strengthen next year.

One area the 21st CCLC afterschool program at Northaven Elementary would like to improve next year is behavior management skills and classroom management strategies. Three strategies that will be implemented next year include:

2. Provide a detailed response below with at least three bullet points of relevant information.

- Consulting with an elementary-aged behavior expert to observe the program and provide specific recommendations on routines, behavior plans, and transitions that work for their specific group of students and program space.
- Developing an incentive-based behavior management reward system with input from students on individual and classroom behavior goals.
- Incorporating more time for physical activity and brain-breaks to allow students time to release energy and move around (playground, gym, and in the classroom) between academic focused activities.



2023-2024 Performance Measures

Academic Outcomes

| Outcome | Target | Performance Measure |
|---------|--------|--|
| 92% | 65% | of regular attendees will earn a “C” or better or increase their ELA grade from fall to spring. |
| 88% | 65% | of regular attendees will earn a “C” or better or increase their math grade from fall to spring. |
| 64% | 65% | of regular attendees will improve or need no improvement to “academic performance” in spring (DOE Teacher Survey). |
| 64% | 65% | of regular attendees will improve or need no improvement to “completing homework” in spring (DOE Teacher Survey). |

Social/Behavioral Outcomes

| Outcome | Target | Performance Measure |
|---------|--------|---|
| 64% | 65% | of students will report they make better decisions because of the program (Quality Rating Scale). |
| 92% | 90% | of regular attendees will have no suspensions during the school year. |

Family Engagement Outcomes

| Outcome | Target | Performance Measure |
|---------|--------|--|
| 100% | 65% | of parents will report talking with their child about their school day “a few times a week” to “daily” (Quality Rating Scale). |
| 100% | 65% | of parents will report reviewing their child’s grades on assignments and tests at least “once a week” (Quality Rating Scale). |

Provide a brief explanation of any missing or incomplete data in the space provided below.