




**Program Attendance & Participant Characteristics (School-Year Programming)**

**Annual Program Attendance**



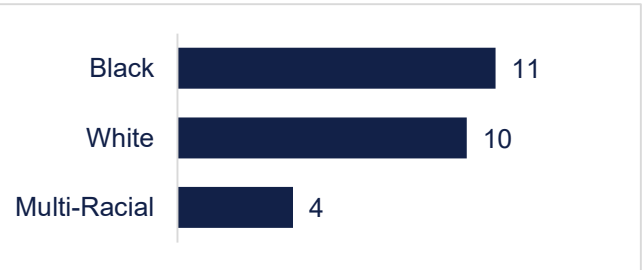
**Participant Grade Level**

2023-2024 RAPs

- Elementary School:
- Intermediate/Middle School: **25**
- High School:

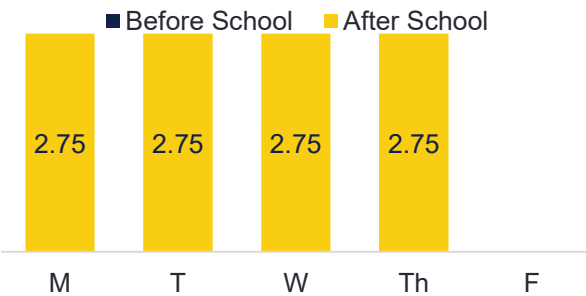
**Race**

2023-2024 RAPs



**Program Hours Offered per Week**

(2023-2024 School Year)

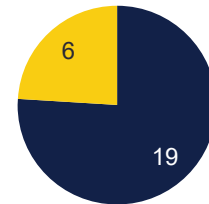


Total Attendance Days: **137**

**Free and Reduced Lunch**

2023-2024 RAPs

- Eligible
- Not Eligible
- Unknown



**Building Momentum for Next Year**

1. Describe one area of programming that went well this year that you'd like to continue next year.

One area that 21st CCLC afterschool program that Parkview Middle School would like to continue next year is relationship building between staff and students.

2. Provide a detailed response below with at least three bullet points of relevant information.

- The program credits relationship building with students as a means of student retention and meeting their attendance target this school year.
- Professional Development: Staff will continue to seek out additional professional development trainings that teach relationship strategies, new skills, and offer conflict resolution strategies.
- Welcoming Environment: Staff plan to continue providing appropriate materials (headphones, sensory items, soft seating, and welcoming decorations) that create a safe space for youth to relax and communicate and share freely with staff.
- One-on-One Time: Staff plan to continue to incorporate individual times to meet with each student to help staff learn about student interests, cultural background, goals, motivations, and personal traits.



## 2023-2024 Performance Measure Progress

### Academic Outcomes

Outcome	Target	Performance Measure
67%	65%	of regular attendees will earn a "C" or better or increase their ELA grade from fall to spring.
58%	65%	of regular attendees will earn a "C" or better or increase their math grade from fall to spring.
68%	60%	of regular attendees will improve (or need no improvement) to 'academic performance' in spring (DOE Teacher Survey).
68%	60%	of regular attendees will improve (or need no improvement) to 'completing homework' in spring (DOE Teacher Survey).

### Social/Behavioral Outcomes

Outcome	Target	Performance Measure
92%	65%	of students will report they make better decisions because of the afterschool program (Quality Rating Scale).
56%	60%	of regular attendees will have no suspensions during the school year.

### Family Engagement Outcomes

Outcome	Target	Performance Measure
100%	50%	of parents will report talking with their child about their day at school "a few times a week" to "daily" (Quality Rating Scale).
100%	50%	of parents will report reviewing their child's grades on assignments and tests at least "once a week" (Quality Rating Scale).

Provide a brief explanation of any missing or incomplete data in the space provided below.