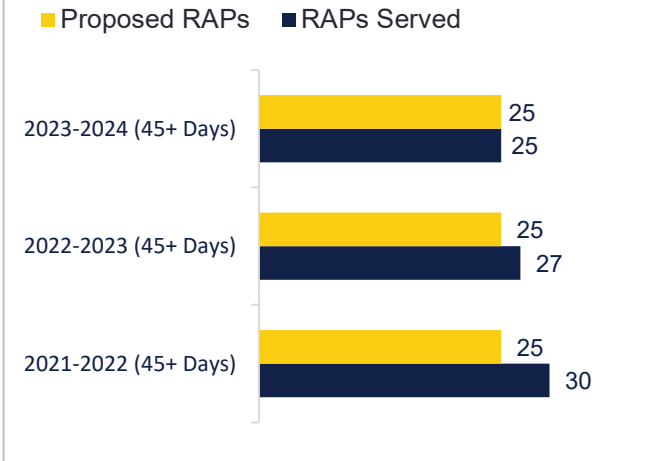




Program Attendance & Participant Characteristics (School-Year Programming)

Annual Program Attendance



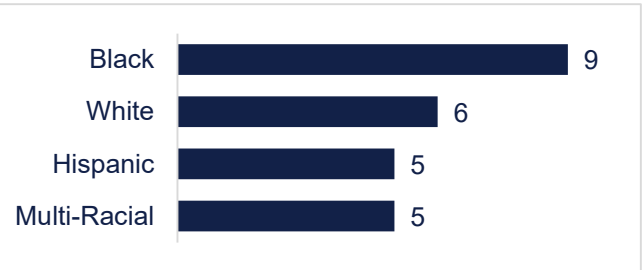
Participant Grade Level

2023-2024 RAPs

- Elementary School:
- Intermediate/Middle School: **25**
- High School:

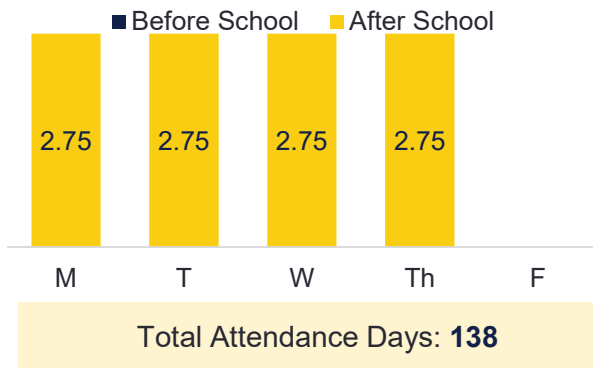
Race

2023-2024 RAPs



Program Hours Offered per Week

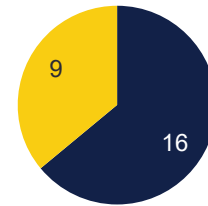
(2023-2024 School Year)



Free and Reduced Lunch

2023-2024 RAPs

- Eligible
- Not Eligible
- Unknown



Building Momentum for Next Year

1. Describe one area of programming that went well this year that you'd like to continue next year. One area the 21st CCLC afterschool program at River Valley Middle would like to continue next year is Family Engagement.

2. Provide a detailed response below with at least three bullet points of relevant information.

- Personal Contact with Parents: Continue face-to-face contact between parents and staff during pick-up. Parents sign students out with a staff member or staff members walk students out to their parent during dismissal.
- Weekly Communication: Continue updates between parents and staff regarding student behavior, afterschool projects, or any issues that may arise via text, phone call, email, and paper flyers.
- Family Meals/Events: Continue to provide family meals with engagement activities (games, crafts, movies, special events) and solicit parent feedback and requests on the types of food to provide.
- Family Orientation: Continue to provide a family orientation at the beginning of the year to welcome students and families into the program and provide an overview of activities and expectations.



2023-2024 Performance Measure Progress

Academic Outcomes

Outcome	Target	Performance Measure
83%	65%	of regular attendees will earn a "C" or better or increase their ELA grade from fall to spring.
78%	65%	of regular attendees will earn a "C" or better or increase their math grade from fall to spring.
80%	60%	of regular attendees will improve (or need no improvement) to 'academic performance' in spring (DOE Teacher Survey).
92%	60%	of regular attendees will improve (or need no improvement) to 'completing homework' in spring (DOE Teacher Survey).

Social/Behavioral Outcomes

Outcome	Target	Performance Measure
86%	65%	of students will report they make better decisions because of the afterschool program (Quality Rating Scale).
96%	60%	of regular attendees will have no suspensions during the school year.

Family Engagement Outcomes

Outcome	Target	Performance Measure
100%	50%	of parents will report talking with their child about their day at school "a few times a week" to "daily" (Quality Rating Scale).
100%	50%	of parents will report reviewing their child's grades on assignments and tests at least "once a week" (Quality Rating Scale).

Provide a brief explanation of any missing or incomplete data in the space provided below.