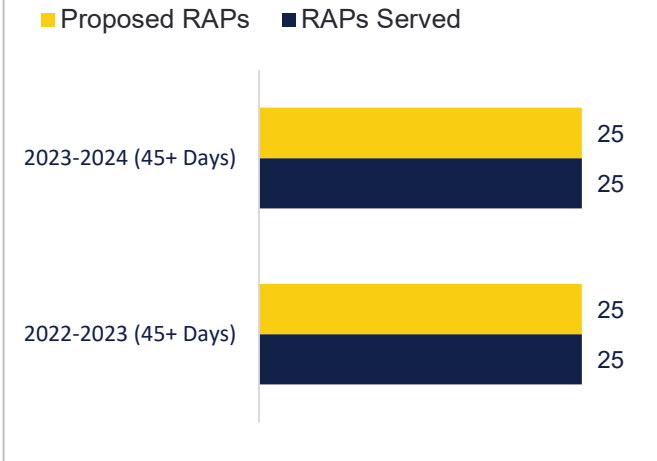




Program Attendance & Participant Characteristics (School-Year Programming)

Annual Program Attendance



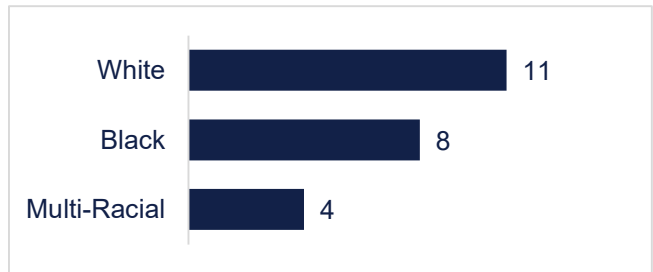
Participant Grade Level

2023-2024 RAPs

- Elementary School: **25**
- Intermediate/Middle School:
- High School:

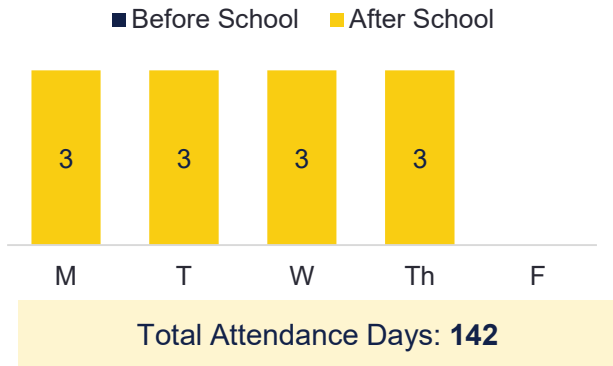
Race

2023-2024 RAPs



Program Hours Offered per Week

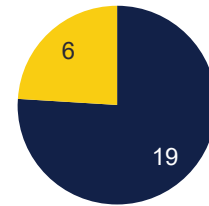
(2023-2024 School Year)



Free and Reduced Lunch

2023-2024 RAPs

- Eligible
- Not Eligible
- Unknown



Building Momentum for Next Year

1. Describe one area of programming that you'd like to strengthen next year.

One area that 21st CCLC afterschool program at Wilson Elementary would like to continue next year is collaboration with outside enrichment providers.

2. Provide a detailed response below with at least three bullet points of relevant information.

- The program partnered with a variety of enrichment providers such as Jeffersonville Public Library, Mr. Science, LAC Fitness, Louisville Visual Arts, Drama by George, and Dragon Spirit Martial Arts to provide enhanced learning opportunities for students.
- The site plans to continue these partnerships and hopes to expand the number of classes provided so that experiences can be carried out over multiple days to complete a series, unit, or lesson. For example, Louisville Visual Arts provided a 5-week series where students learned about and created different types of art.
- Enrichment collaborations were also utilized during Family Engagement events. For example, Mr. Science provided a series of hands-on science experiments and demonstrations for students and their families. Following the event, students made pictures and wrote about their favorite part of the visit. The drawings were collected and presented to Mr. Science.



2023-2024 Performance Measures

Academic Outcomes

Outcome	Target	Performance Measure
96%	65%	of regular attendees will earn a “C” or better or increase their ELA grade from fall to spring.
100%	65%	of regular attendees will earn a “C” or better or increase their math grade from fall to spring.
88%	65%	of regular attendees will improve or need no improvement to “academic performance” in spring (DOE Teacher Survey).
96%	65%	of regular attendees will improve or need no improvement to “completing homework” in spring (DOE Teacher Survey).

Social/Behavioral Outcomes

Outcome	Target	Performance Measure
100%	65%	of students will report they make better decisions because of the program (Quality Rating Scale).
96%	90%	of regular attendees will have no suspensions during the school year.

Family Engagement Outcomes

Outcome	Target	Performance Measure
100%	65%	of parents will report talking with their child about their school day “a few times a week” to “daily” (Quality Rating Scale).
100%	65%	of parents will report reviewing their child’s grades on assignments and tests at least “once a week” (Quality Rating Scale).

Provide a brief explanation of any missing or incomplete data in the space provided below.