




Program Attendance & Participant Characteristics (School-Year Programming)

Annual Program Attendance

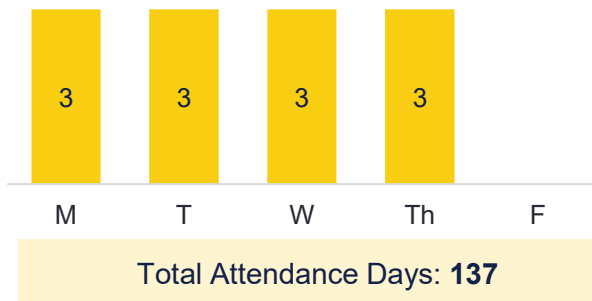
■ Proposed RAPs ■ RAPs Served



Program Hours Offered per Week

(2024-2025 School Year)

■ Before School ■ After School



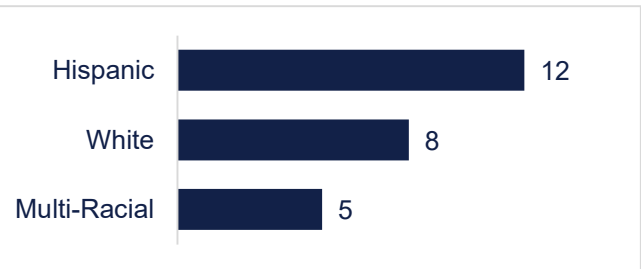
Participant Grade Level

2024-2025 RAPs

- Elementary School: **25**
- Intermediate/Middle School:
- High School:

Race

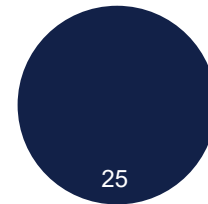
2024-2025 RAPs



Free and Reduced Lunch

2024-2025 RAPs

■ Eligible
■ Not Eligible
■ Unknown



Building Momentum for Next Year

1. Describe one area of programming that you'd like to strengthen next year.

Continued Growth of Outside Enrichment Providers 2025-2026: Youth Link offers a diverse range of outside enrichment opportunities designed to provide students with engaging and hands-on learning experiences. This year, the program successfully introduced new enrichment providers while continuing to collaborate with returning favorites. These partnerships have helped spark student interest, support skill development, and enhance overall program engagement. New enrichment providers included

- Brick Mobile (Lego Engineering) was introduced at every site this year and received overwhelmingly positive feedback from students. Due to its popularity, the site plans to bring them back on a more regular basis next year.
- Junior Achievement delivered impactful lessons in community, career, and financial education. The site is working closely to explore additional topics they can offer to further enrich student learning.

All of Youth Link's current providers have expressed interest in returning in 2025-2026, and new partnerships are being discussed with the Girl Scouts about launching book clubs—a promising new addition that aligns with Youth Link's literacy goals. Current enrichment providers across sites include White Tiger Martial Arts, Louisville Visual Arts, Purdue Extension, Drama by George, Public Library, Brick Mobile, the Kentucky Science Center, and Junior Achievement.



2024-2025 Performance Measures

Academic Outcomes

Outcome	Target	Performance Measure
86%	65%	of regular attendees will earn a “C” or better or increase their ELA grade from fall to spring.
82%	65%	of regular attendees will earn a “C” or better or increase their math grade from fall to spring.
71%	65%	of regular attendees will improve or need no improvement to “academic performance” in spring (DOE Teacher Survey).
72%	65%	of regular attendees will improve or need no improvement to “completing homework” in spring (DOE Teacher Survey).

Interpersonal/Behavioral Outcomes

Outcome	Target	Performance Measure
100%	65%	of students will report they make better decisions because of the program (Quality Rating Scale).
95%	50%	of students will report getting along better with others (Quality Rating Scale).

Family Engagement Outcomes

Outcome	Target	Performance Measure
90%	65%	of parents will report talking with their child about their school day “a few times a week” to “daily” (Quality Rating Scale).
95%	65%	of parents will report reviewing their child’s grades on assignments and tests at least “once a week” (Quality Rating Scale).

Provide a brief explanation of any missing or incomplete data in the space provided below.