




Program Attendance & Participant Characteristics (School-Year Programming)

Annual Program Attendance

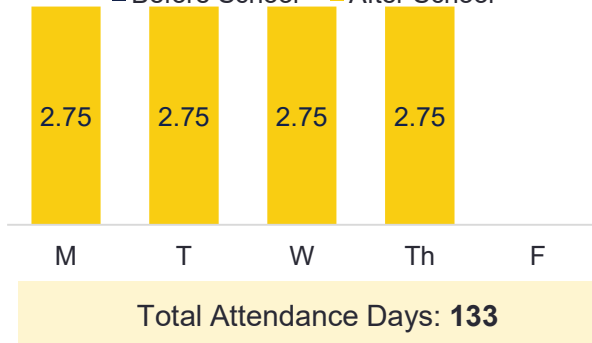
■ Proposed RAPs ■ RAPs Served



Program Hours Offered per Week

(2024-2025 School Year)

■ Before School ■ After School



Participant Grade Level

2024-2025 RAPs

- Elementary School:
- Intermediate/Middle School: **26**
- High School:

Race

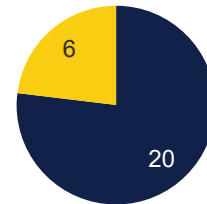
2024-2025 RAPs



Free and Reduced Lunch

2024-2025 RAPs

■ Eligible
■ Not Eligible
■ Unknown



Building Momentum for Next Year

1. Describe one area of programming that went well this year that you'd like to continue next year.

One of the most successful aspects of the afterschool program at Parkview Middle was the emphasis on student choice. This approach not only helped the site meet enrollment goals but also led to high levels of student engagement across activities. By offering interest-driven options, students were more motivated to participate and take ownership of their afterschool experience. The program director reported the following:

- Flexible scheduling and drop-in options, allowing students to access what they needed—whether academic support, enrichment, or social time with peers.
- Thinking workshops with staff, where students helped shape the program by sharing their interests and ideas.
- An inclusive environment that encouraged self-advocacy, giving students a voice in how their time was spent.
- A variety of enrichment activities that reflected student interests, helping to build a sense of belonging and excitement.

This model of student-centered programming supports both academic and personal growth. The site plans to continue and expand this approach in 2025–2026.



2024-2025 Performance Measure Progress

Academic Outcomes

Outcome	Target	Performance Measure
91%	65%	of regular attendees will earn a "C" or better or increase their ELA grade from fall to spring.
87%	65%	of regular attendees will earn a "C" or better or increase their math grade from fall to spring.
77%	60%	of regular attendees will improve (or need no improvement) to 'academic performance' in spring (DOE Teacher Survey).
77%	60%	of regular attendees will improve (or need no improvement) to 'completing homework' in spring (DOE Teacher Survey).

Interpersonal/Behavioral Outcomes

Outcome	Target	Performance Measure
75%	65%	of students will report they make better decisions because of the afterschool program (Quality Rating Scale).
63%	50%	of students will report getting along better with others (Quality Rating Scale).

Family Engagement Outcomes

Outcome	Target	Performance Measure
100%	50%	of parents will report talking with their child about their day at school "a few times a week" to "daily" (Quality Rating Scale).
80%	50%	of parents will report reviewing their child's grades on assignments and tests at least "once a week" (Quality Rating Scale).

Provide a brief explanation of any missing or incomplete data in the space provided below.